



Meridian™ Ball Valve

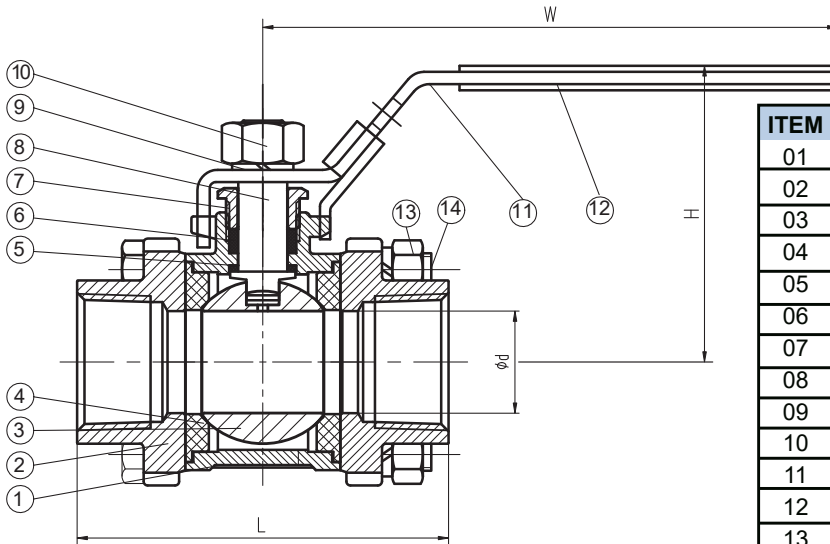
Model #: M31SF or M31LF

1000 WOG 3-PIECE FULL BORE

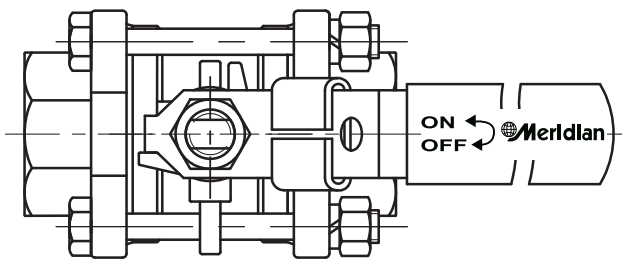


FEATURES

- Threaded ends conform to ASME B1.20.1 (NPT)
- Investment casting
- Blow-out proof stem
- Full bore
- 1000 psi
- Carbon filled PTFE seats
- Latch lock handle
- Socket weld ends optional
- Pressure tested to API 598



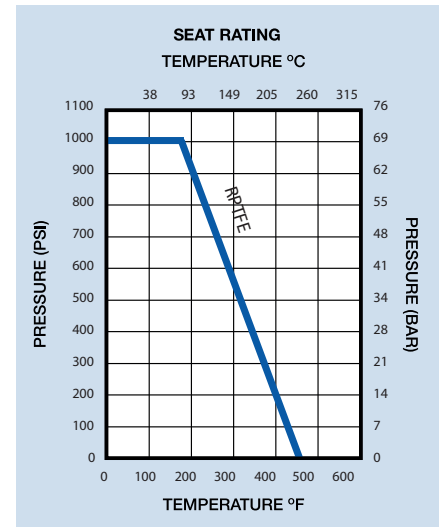
ITEM	PARTS	MATERIAL	
		M31SF	M31LF
01	BODY	A351 CF8M	A352 LCC
02	CAP	A351 CF8M	A352 LCC
03	BALL	ASTM A182 F316	
04	SEAT	RPTFE	
05	THRUST WASHER	PTFE	
06	PACKING	PTFE	
07	GLAND BUSH	ASTM A276 304	
08	STEM	ASTM A276 316	
09	WASHER	AISI 304	
10	NUT	AISI 304	
11	HANDLE	SS	
12	HANDLE COVER	PVC	
13	NUT	AISI 304	
14	BOLT	AISI 304	



DIMENSIONS

DN	Ød	L	B	H	W	Weight KG	Cv
8	11.6	68.5	34.25	54	98	0.4	6
10	12.5	68.5	34.25	54	98	0.4	7
15	15	73	36.5	58.5	105	0.6	10
20	20	84	42	65.5	120	0.86	25
25	25	90.5	45.25	74	150	1.12	35
32	32	112	56	90	160	1.89	46
40	38	120	60	96	180	2.45	80
50	50	148	73.4	104	180	3.89	110
65	65	180	90	122	250	8.51	310
80	80	205	102.5	128	250	13.73	360

NPS	Ød	L	B	H	W	Weight LB	Cv
1/4"	0.46	2.7	1.35	2.13	3.86	0.88	6
3/8"	0.49	2.7	1.35	2.13	3.86	0.88	7
1/2"	0.59	2.87	1.44	2.3	4.13	1.32	10
3/4"	0.78	3.31	1.65	2.58	4.72	1.90	25
1"	0.98	3.56	1.78	2.91	5.95	2.47	35
1-1/4"	1.26	4.41	2.2	3.54	6.3	4.17	46
1-1/2"	1.50	4.72	2.36	3.78	7.09	5.40	80
2"	1.97	5.83	2.89	4.09	7.09	8.58	110
2-1/2"	2.56	7.09	3.51	4.8	9.84	18.76	310
3"	3.15	8.07	4.03	5.03	9.84	30.27	360



Trust Through Performance

DUE TO CONTINUOUS DEVELOPMENT OF OUR PRODUCTS, WE RESERVE THE RIGHT TO MODIFY OUR PRODUCT DESIGN OR CONSTRUCTION WITHOUT PRIOR NOTICE.