


Meridian™ Ball Valve

Model #: M11S

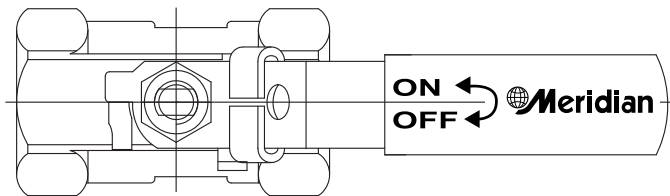
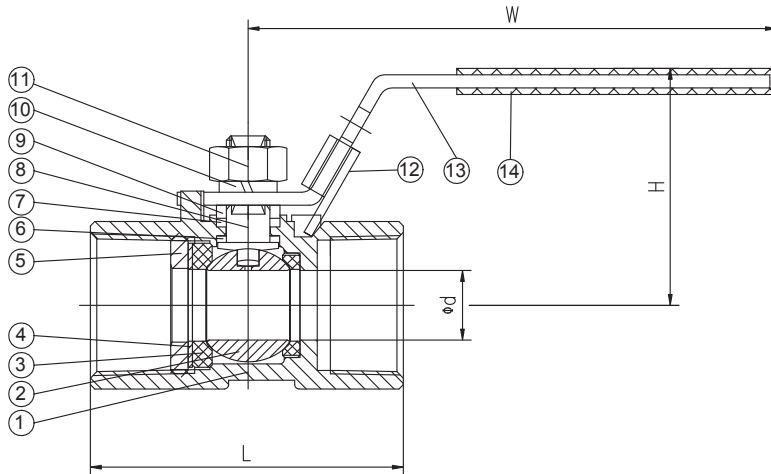
1000 WOG 1-PIECE REDUCED BORE



LATCH LOCK HANDLE

FEATURES

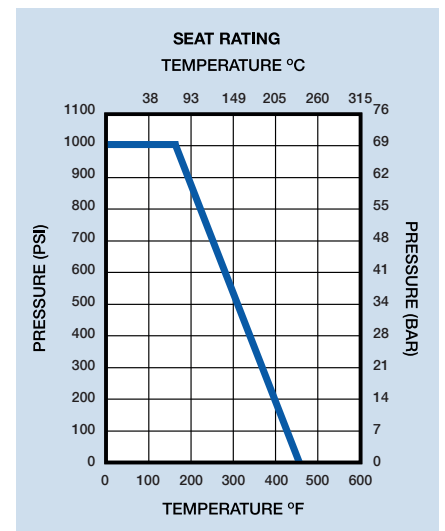
- Threaded ends conform to ASME B1.20.1 (NPT)
- Investment casting
- Blow-out proof stem
- 1000 psi
- Carbon filled PTFE seats
- PTFE seal and packing
- Latch lock handle
- Pressure tested to API 598



ITEM	PARTS	MATERIAL
01	BODY	ASTM A351-CF8M
02	BALL	AISI 316
03	SEAT	R-PTFE
04	WASHER	AISI 304
05	INSERT	AISI 316
06	THRUST WASHER	PTFE
07	STEM	AISI 316
08	STEM PACKING	PTFE
09	GLAND	AISI 304
10	SPRING WASHER	AISI 304
11	NUT	AISI 304
12	LOCKING	SS
13	HANDLE	SS
14	HANDLE COVER	PVC

DN	ød	L	W	H	Weight KG	Cv
8	5	39	73	32	0.06	2.5
10	6.8	44	80	35	0.09	4.5
15	9.2	57	99	45	0.17	7
20	12.5	59	99	47.5	0.265	9
25	16	72	122	54.5	0.435	16
32	20	78.6	122	59.5	0.67	24
40	25	83.7	150	62	0.86	37
50	32	100.3	150	67.5	1.32	68

NPS	ød	L	W	H	Weight LB	Cv
1/4"	0.2	1.54	2.87	1.26	0.13	2.5
3/8"	0.28	1.73	3.15	1.38	0.20	4.5
1/2"	0.36	2.24	3.9	1.77	0.37	7
3/4"	0.49	2.32	3.9	1.87	0.58	9
1"	0.63	2.83	4.8	2.15	0.96	16
1-1/4"	0.79	3.09	4.8	2.34	1.48	24
1-1/2"	0.98	3.3	5.91	2.44	1.90	37
2"	1.26	3.95	5.91	2.66	2.91	68



Trust Through Performance

DUE TO CONTINUOUS DEVELOPMENT OF OUR PRODUCTS, WE RESERVE THE RIGHT TO MODIFY OUR PRODUCT DESIGN OR CONSTRUCTION WITHOUT PRIOR NOTICE.